

## PARTICIPATION FEE

**RAW SPACE: USD 360/ sqm (minimum 18 sqm)**

Ideal for exhibitor who wish to build their own concepts



**SHELL SCHEME: USD 390/ sqm (minimum 9 sqm)**

### Including:

- Rear and dividing wall partition of 2.5m height in white laminated panel
- Fascia board with company name and booth number
- Needle punch carpet
- 1 x Information counter
- 2 x Folding chair
- 1 x Waste basket
- 1 x 13apm/220V single phase power point
- 2 x 40W Fluorescent tube
- Daily cleaning

**REGISTRATION FEE: USD 285**


## VENUE INFORMATION

Located in the heart of Phu My Hung New City, Saigon Exhibition & Convention Center (SECC) will be the largest, the most modern Exhibition & Convention Center of the South of Vietnam, and only 15 minutes from Tan San Nhat International Airport



# PLASTECH Vietnam 2020

[www.plastech-expo.com](http://www.plastech-expo.com)



THE 3rd INTERNATIONAL EXHIBITION & CONFERENCE ON MACHINERY, EQUIPMENT, TECHNOLOGY AND MATERIALS OF PLASTICS INDUSTRY FOR VIETNAM

**17-19/06/2020**

Saigon Exhibition & Convention Center (SECC)  
Ho Chi Minh City, Vietnam

## Contact Us

### MINH VI Exhibition & Advertisement Services Co., Ltd (VEAS)

Room 805, 8th Floor, Ha Do Airport Building, 2 Hong Ha, Ward 2, Tan Binh District, Ho Chi Minh, City Vietnam  
Tel: (+84) 028 38488561 • Email: [info@veas.com.vn](mailto:info@veas.com.vn) • Fax: (+84) 028 38488564

### CNCIC China

4/F, Building B, Huaxin Mansion, No. 33 An Ding Road, Chaoyang District, Beijing 100029, P.R. China  
Tel: 0086-10-64444022 • Email: [victor.tang@cncic.cn](mailto:victor.tang@cncic.cn) • Website: [www.cncic.cn](http://www.cncic.cn)

### CNCIC India & International Marketing Office

No. 611, Kannamai Building, 1st floor, Anna Salai, Chennai – 600 002, Tamil Nadu, India  
Tel: +91 44 4200 9272 • Mobile: +91 98 4064 1101 • Email: [shirley@cncictradeexpo.com](mailto:shirley@cncictradeexpo.com)  
Website: [en.expocncic.com](http://en.expocncic.com)

#### Organizers



#### Supporters

Ministry of Industry and Trade Vietnam (MOIT)  
The Vietnam Rubber Association (VRA)  
Rubber Plastics Manufacturing Association (RUPA)  
India Rubber Industries Association (AIRIA)

## FACTS AND FIGURES

Exhibition Area: 2500 sqms

Exhibitors Expected: 120+

Professional Visitors: 2500+

Date: 09:00 - 17:00 June 17 - 19, 2020

## ABOUT VIETNAM MARKET

### High Potential Market

VIETNAM - Since the end of the Global Financial Crisis (GFC) in 2008, Vietnam's gross domestic product (GDP) has continued to grow year-on-year. Vietnam's GDP grew by 6.98 per cent between January and September 2018, representing the highest nine-month growth rate since 2011, and the second highest in the Southeast Asia region. Currently classified as a Frontier Market by Morgan Stanley Composite Index, Vietnam's growth is slowly shifting it towards an Emerging Market. A move to an Emerging Market classification will mark an important economic transition in the ASEAN region for Vietnam, as it will attract more foreign capital from large international investments that will support the development of the Vietnamese economy. Vietnam is projected to have one of the strongest paper industries in ASEAN within the next few years, trailing only Indonesia and overtaking Thailand with the expansion of foreign paper manufacturers added 1.17 million tons of packaging paper capacity in 2017, accounting for 40% of total capacity.

### High Value FDI Attractor

Vietnam posted a total foreign direct investment (FDI) of US\$35.46 billion in 2018, equivalent to 98.8% of the 2017 period, according to the Foreign Investment Agency under the Ministry of Planning and Investment. To enter this high value market, don't miss Vietnam-Plastech 2020.

### Local Plastics Industry Rising

Vietnam's plastics industry has around 2,000 businesses, and 83% are located in the Ho Chi Minh City. Its plastics products having a great competitive edge for packaging, household products, and construction and engineering plastics. These plastics products have gradually reached the point to where it can control the market of several countries.

## EXHIBITOR PROFILE

Additives  
Adhesives & Glues  
Auxiliary/Ancillary Equipment  
Injection & Blow Moulding Machinery  
Presses  
Material Formulating / Compounding  
Measuring  
Control & Test Equipment  
Mould & Dies  
Parts & Components

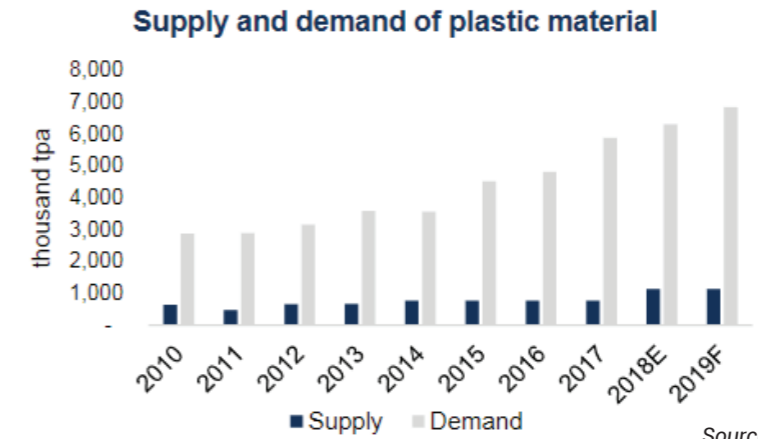
Packaging Equipment & Supplies  
Paint & Resins  
Post-processing Machines  
Starting Materials & Intermediates  
Semi-Finished Products  
Reinforcing Fibres & Materials  
Rubber + Synthetic Fibres  
Pre-processing & Recycling  
R&D Consultancies  
Professional Literature

## VISITOR PROFILE

Manufacturers, processors & users of plastics & rubber products  
Raw materials processors  
Trade associations/Service organizations  
Management, technical & Production sales & marketing & purchasing  
Personnel from the following industries:  
Automotive & transportation  
Building & construction  
Electrical, Electronics & Mechanical Engineering  
Telecommunications  
Furniture & Furnishing  
Household goods  
Leisure goods  
Medical & healthcare  
Packaging

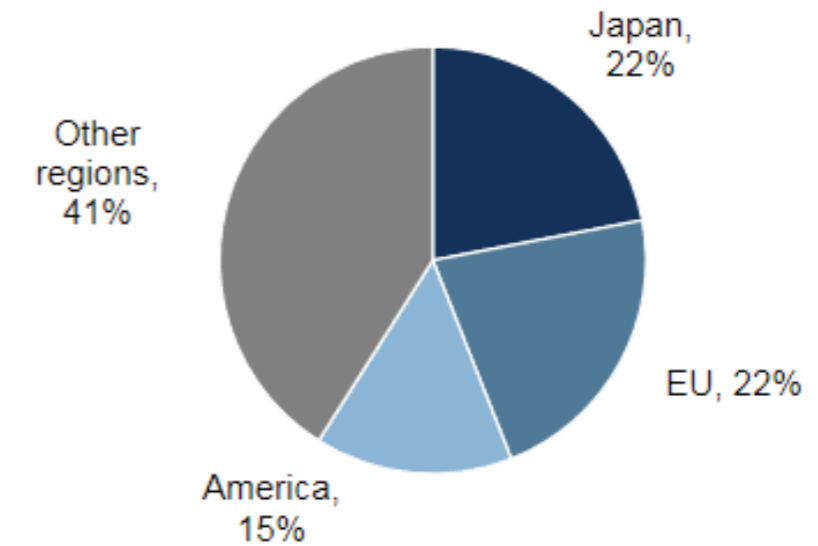
## OVERVIEW OF VIET NAM PLASTIC INDUSTRY

Plastic industry is one of the sectors with relatively fast growth with CAGR 2012 - 2017 reaching 11.62%. Vietnam plastic industry is inadequately developed when domestic production fails to meet domestic demand for plastic material. Downstream of the plastic industry is divided into four main segments: Packaging, Construction, Household product and Technical product with the industry scale in 2017 estimated at USD 15 billion, accounting for 6.7% of Vietnam's GDP.



Source: S&P Global Platts, FPTs Research (2018)

### Structure of main markets supplying raw materials by volume (%)



Source: TCHQ, FPTs Research (2018)

### System of plastics enterprises in vietnam (By Geographical distribution & by Industry)



Source: GSO (2018)