



PARTICIPATION FEE

RAW SPACE: USD 360/ sqm (minimum 18 sqm)

Ideal for exhibitor who wish to build their own concepts

SHELL SCHEME: USD 390/ sqm (minimum 9 sqm)

Including: Rear and dividing wall partition of 2.5m height in white laminated panel.
Fascia board with company name and booth number
Needle punch carpet
1 x Information counter
2 x Folding chair
1 x Waste basket
1 x 13apm/220V single phase power point
2 x 40W Fluorescent tube
Daily cleaning

• REGISTRATION FEE: USD 285



VENUE INFORMATION

Located in the heart of Phu My Hung, Saigon Exhibition & Convention Center (SECC) is the largest, the most modern Exhibition & Convention Center of the South of Vietnam, and only 15 minutes from Tan Son Nhat International Airport.



Contact US

MINH VI Exhibition & Advertisement Services Co., Ltd (VEAS)

Room 805, 8th Floor, Ha Do Airport Building, 2 Hong Ha, Ward 2, Tan Binh District, Ho Chi Minh, City Vietnam
Tel: (+84) 028 38488561 • Email: info@veas.com.vn • Fax: (+84) 028 38488564

CNCIC China

4/F, Building B, Huaxin Mansion, No. 33 An Ding Road, Chaoyang District, Beijing 100029, P.R. China
Tel: 0086-10-64444022 • Email: victor.tang@cncic.cn • Website: www.cncic.cn

CNCIC India

No. 611, Kannamai Building, 1st floor, Anna Salai, Chennai – 600 002, Tamil Nadu, India
Tel: +91 44 4200 9272 • Mobile: +91 98 4064 1101 • Email: shirley@cncictradeexpo.com
Website: en.expo.cncic.com

Supporters



PLASTECH Vietnam 2021

The 4th International Exhibition & Conference on Machinery, Equipment, Technology and Materials of Plastics Industry for Vietnam

Organizers



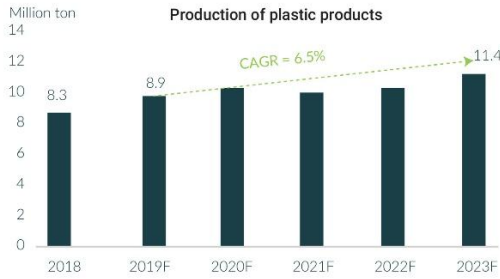
26 - 28
August 2021

Saigon Exhibition & Convention Center (SECC), Ho Chi Minh City, Vietnam

Media partners

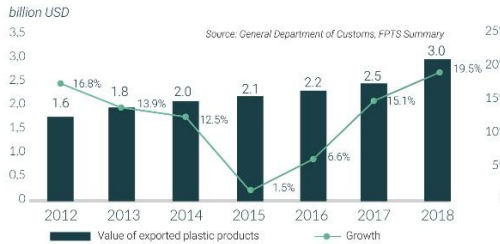


OVERVIEW OF VIET NAM PLASTIC INDUSTRY



Plastics industry posts 7.2 percent increase in output in 2019 The plastics industry produced 8.89 million tonnes of products in 2019, up 7.2 percent from the previous year, and earned 17.58 billion USD in total revenues.

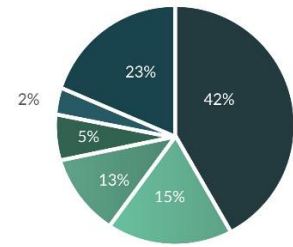
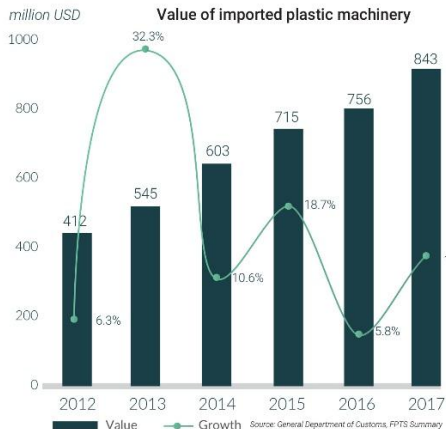
Plastic industry growth is expected to maintain at an average rate of 6.5% for the period of 2019-2023. The two largest segments of Vietnam's plastic industry value structure are packaging and construction plastic, which are expected to be the main drivers of growth.



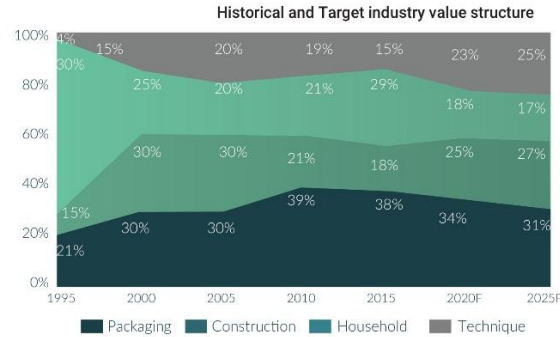
Exports of Vietnam's plastic industry continue to grow strongly

The total export turnover of Vietnam's plastics industry in 2019 is estimated at US \$ 4.69 billion, up 17% in value compared to 2018. In particular, plastic materials are estimated at over US \$ 1.28 billion, products plastic is about 3,418 billion dollars, with 9 export markets with import turnover of over 100 million dollars.

Vietnam's plastic industry must depend entirely on imported production lines and machinery

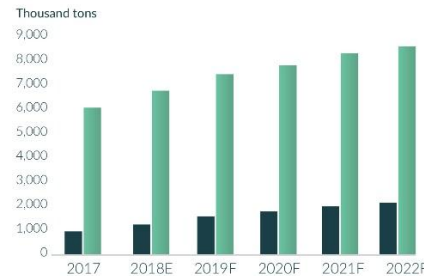


Source: UNcomtrade, FPTIS Summary



Industry value is shifting from packaging and household product segments to construction and technical product segments. Vietnam's plastics industry value tends to shift from low value-added segments such as packaging and household products to higher value-added segments such as construction and technical product.

Vietnam's demand for plastic materials is expected to grow at an average rate of 6.6% per year for the period of 2017-2022. Economic growth and per capita income growth along with the growth of civil construction as well as infrastructure construction are the driving force for growth in demand for plastic materials of the plastic industry in Vietnam.



Vietnam's primary plastic materials still depend heavily on imported raw materials. In the period of 2018-2021, petrochemical projects that have been put into operation will significantly improve Vietnam's primary plastic raw material production capacity. However, with the current size and growth rate of the downstream of the plastic industry, the supply of plastic materials is still insufficient to meet domestic demand. Import tax for PP materials will be kept at 3% until 2022

Source: S&P Global Platts, FPTIS Summary

YOUR BIGGEST OPPORTUNITY

Industry Sectors

- * Additives
- * Adhesives & Glues
- * Auxiliary/Ancillary Equipment
- * Injection & Blow Moulding Machinery Presses
- * Material Formulating / Compounding
- * Measuring
- * Control & Test Equipment
- * Mould & Dies
- * Parts & Components
- * Packaging Equipment & Supplies
- * Paint & Resins
- * Post-processing Machines
- * Starting Materials & Intermediates
- * Semi-Finished Products
- * Reinforcing Fibres & Materials
- * Rubber + Synthetic Fibres
- * Pre-processing & Recycling
- * R&D Consultancies
- * Professional Literature

Ideal Audience

- * Manufacturers, processors & users of plastics & rubber products
- * Raw materials processors
- * Trade associations/Service organizations
- * Management, technical & Production sales & marketing & purchasing
- * Personnel from the following industries:
 - * Automotive & transportation
 - * Building & construction
 - * Electrical, Electronics & Mechanical Engineering
 - * Telecommunications
 - * Furniture & Furnishing
 - * Household goods
 - * Leisure goods
 - * Medical & healthcare
 - * Packaging

PLASTECH VIETNAM 2021 BY EXPECTED NUMBERS

120 Exhibitors

30 Countries

3150 Visitors